

camrivoXTM

**Step-by-Step: Downloading Flexor
Software**

Flexor Software: Welcome - Windows Internet Explorer

https://uc.camrivo.com/uc/ui/FlexorUC.html?m=1#

Flexor Software: Welcome

flexorTM software

Download Flexor Software Now... Includes Free CTI for Outlook

Noel Maurice
IndieBerlin Logout

Home Page Manage Users Flexor Software

Welcome Noel Maurice, IndieBerlin

Please click on an icon below to manage your account:

User Guides Flexor Software FAQ Submit A Query

First Time Users Click Here

My Preferences Invite A Colleague Manage Users Buy/Try Software

© Camrivo 2008. All rights reserved. Terms of Use Privacy Policy

Forgotten username or password? Do you need support?

Done Internet | Protected Mode: On 100%

You have now created your Flexor ID and have entered the **Flexor Account Portal**. Next you need to download Flexor Software.

Click the button to start



[Download Flexor Software Now...](#) Includes Free CTI for Outlook

Noel Maurice
IndieBerlin [Logout](#)

[Home Page](#) [Manage Users](#) [Flexor Software](#)

Welcome Noel Maurice, IndieBerlin

Please click on an icon below to manage your account

[User Guides](#) [Flexor Software FAQ](#) [Submit A Query](#)
[First Time Users Click Here](#)

Download Flexor Software [X]

To download Flexor Software please choose a language and then click Get Flexor Software Now below.

Flexor Software currently supports Windows XP and Vista.

Choose Language **English** [v]


[Cancel](#) [Get Flexor Software Now](#)



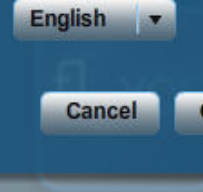
My Preferences



Invite A Colleague

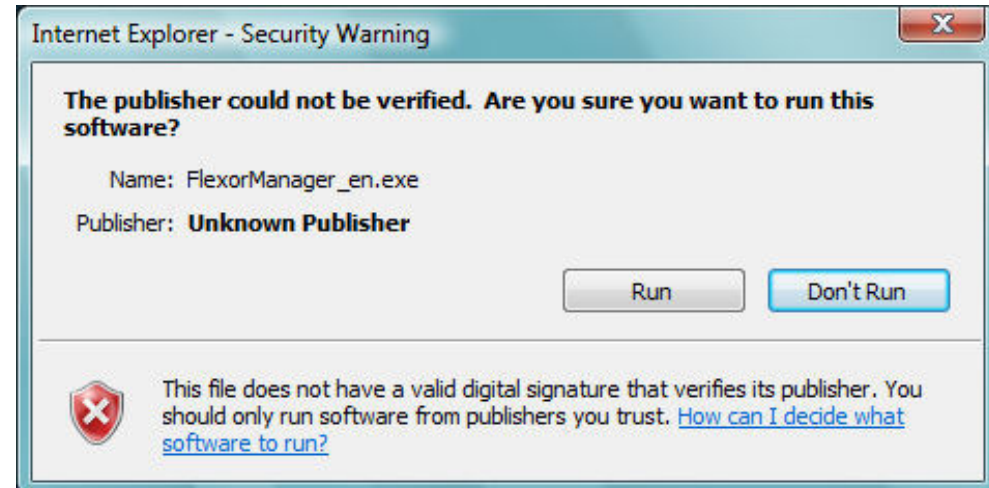
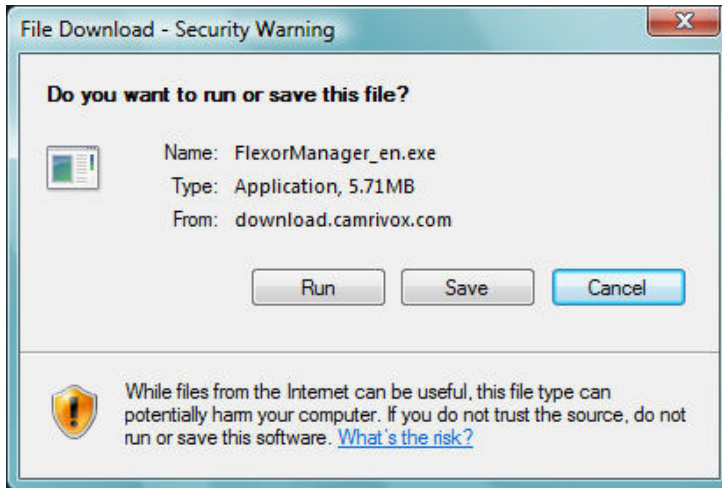


Manage Users

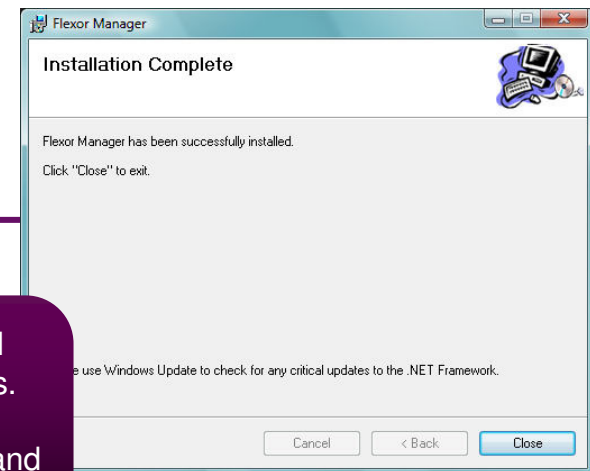
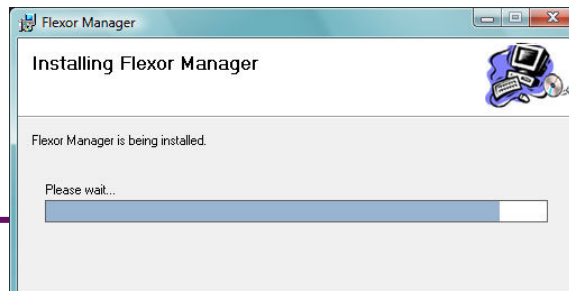
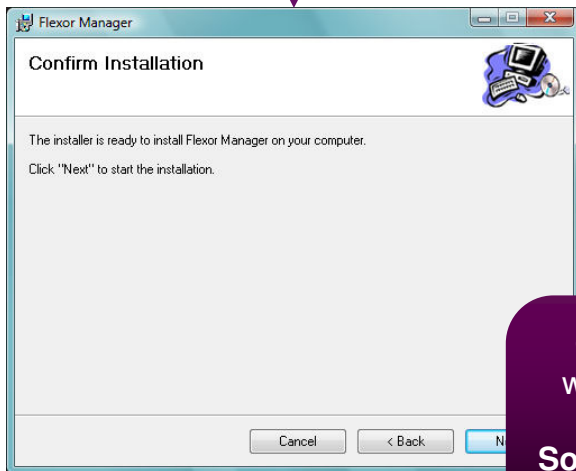
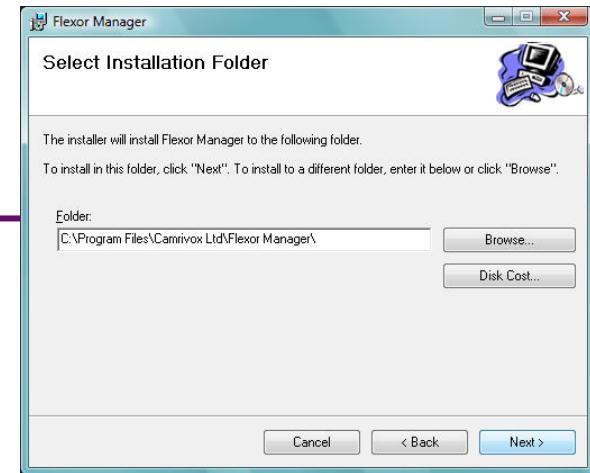
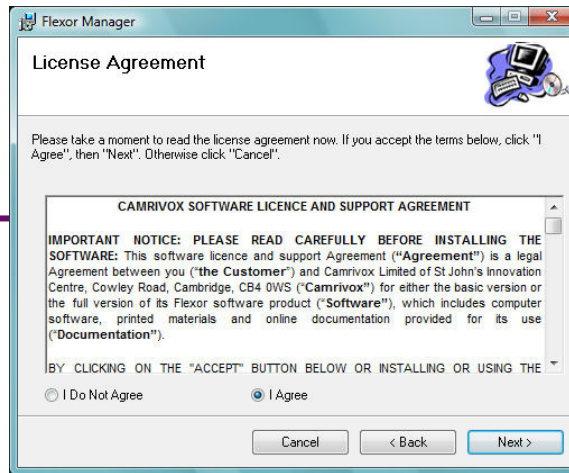
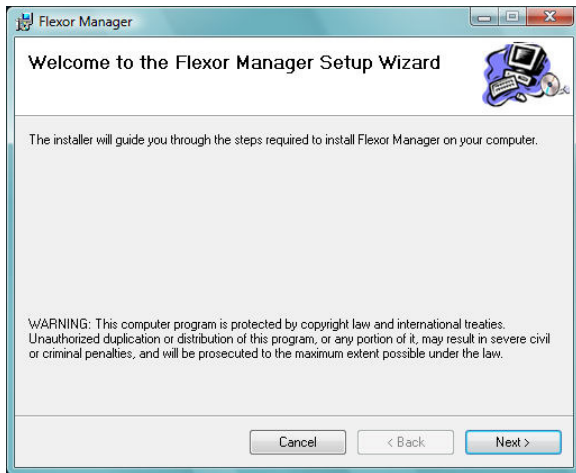


Buy/Try Software

Select your language and click on **Get Flexor Software Now**



As when downloading any software, you will be asked to either Run or Save the program, and to verify the provider of the software. Click on Run for both instances



Clicking on Run launches the **Setup Wizard** which quickly guides you through the process. You will need to agree to the **Camrivox Software Licence and Support Agreement** and click on **Next** to progress through the screens. Once the installation is complete, click on **Close**